








**CASA DE MARCAT DAISY PERFECT M**



**Pornire** casa de marcat : Tasta  apare vanzare-----**daca nu apasati tasta**  **pana apare vanzare**

**Mod vanzare:** Apasati **1** , apare 0.00





**Vanzare** pe departamente: cantitate  pret   





**Vanzare** pe coduri: cantitate  pret  cod produs   

**Corectie:**  sterge valoarea sau suma de pe afisaj

 sterge ultima inregistrare de pe bon inainte de 

Dupa apasarea butonului  **NU** se mai poate sterge suma inregistrata.


**Raport de inchidere** (raport Z):  tasta  apasa, pana apare RAPORT Z \_ \_ \_ \_ \_  
se tasteaza 9999 si  si 

**Raport numerar** (raport X):  tasta  apasa pana apare RAPORT X \_ \_ \_ \_ \_  
se tasteaza 8888 si  si 

**INTRODUCERE CUI CLIENT PE BONUL FISCAL:** se efectueaza vanzarea normala pana la

SUBTOTAL  dupa care se apasa  si  se introduce CUI CLIENT(ex:12345678) se

apasati   

Butonul  avanseaza hartia.

